

The stage is set for higher goals

Kramer work platform

The work platform and your Kramer loader: An ideal team for achieving high goals



Manoeuvrability

Whenever time or space gets tight, the high steering angles and small turning radius of the four-wheel steered Kramer loaders ensure a decisive advantage: productivity at a high level.



Stability

The rigid one-piece chassis ensures unchanging stability throughout the turning circle – a specific advantage only Kramer offers when using a work platform. For everyone's safety.




Performance

Moving from one place to another with speed. Plus effortless and precisely controlled power for accurate and safe positioning of the work platform: a strong team.



Visibility

Full visibility on all sides and to the top: Kramer loaders offer the best visibility in their category, making them ideally suited for use as work platforms.



SPECIFICATIONS

Floor space width	1600 mm
Floor space depth	1000 mm
Max. payload	300 kg
Max. no. of persons	2
Weight	280 kg

TYPE	Max. platform height	Max. work height
380/750	3800 mm	5800 mm
480/850	4000 mm	6000 mm
580/950	4050 mm	6050 mm
680	4150 mm	6150 mm
1150	4280 mm	6280 mm
880	4470 mm	6470 mm
750T	5440 mm	7440 mm
580T	5520 mm	7520 mm
3306	7250 mm	9250 mm
4107	8100 mm	10100 mm
4009	9950 mm	11950 mm

Note: Platform operation requires further machine options.

Kramer-Werke GmbH
Nußdorfer Straße 50
D-88662 Überlingen

Tel. 00 800 902090 20
Fax +49 (0) 7551 80 22 60

e-Mail info@kramer.de
www.neusonkramer.com

Neuson Baumaschinen GmbH
Haidfeldstraße 37
A-4060 Linz-Leonding

Tel. +43 (0) 732 90 590-0
Fax +43 (0) 732 90 590-200

e-Mail verkauf@neuson.com
www.neusonkramer.com

Neuson Ltd.
Crown Business Park, Duketown
Tredegar, Gwent NP22 4EF
United Kingdom

Tel. +44 (0) 1495 72 30 83
Fax +44 (0) 1495 71 39 41

e-Mail uksales@neuson.com
www.neusonkramer.com



kramerALLRAD®







kramerALLRAD®

A host of advantages:



Typical applications:

- Construction
- Bridges and road building
- Utilities/public services
- Façade work
- Plus many more



Reaching up high? The work platform is the ideal extension to your KramerAllrad wheel loader, telescopic loader or telehandler!

- Easily mounted from the driver's seat with hydraulic quickhitch.
- Unrestricted use, even on rough terrain.
- Excellent stability in turns with stable one-piece chassis.
- Compact dimensions and outstanding manoeuvrability of carrier machine.
- A multitude of possible applications for increased profitability.
- Platform easily transported by trailer.

Specific features of work platform mounted on telehandler:

- Complies with European standard EN 280.
- No additional measures required (such as foam-filled tyres or other safety measures to be fitted by the dealer).
- Once started the platform offers effortless and precise remote control of all movements by the operator in the basket.
- 3 different speeds are available for extremely precise positioning of the platform.
- Off-platform remote control.
- Integrated start and stop function for the engine.
- Integrated horn.



Telehandler remote control